

Image Pro™

Image projection system



Daytime



Nighttime


Create eye-catching holiday displays or project personalized images.

The Image Pro will add the perfect touch to your outdoor decor. Made in the United States, this quality display projector can be used for decorating or advertising. The compact, weather-resistant rock enclosure will be discreet in any landscape. The lightweight projector, with its easy set-up, is designed for 1st or 2nd story projection through the rock window.

Kit includes:

- *Projector
- *Rock cover
- *4 color images
- *4 black & white images
- *2 color filters to add a color wash to b & w images
- *Catalogs with over 1,000 images available.

Dimensions: 23"L x 12"W x 12H



LIGHTING BEYOND THE ORDINARY



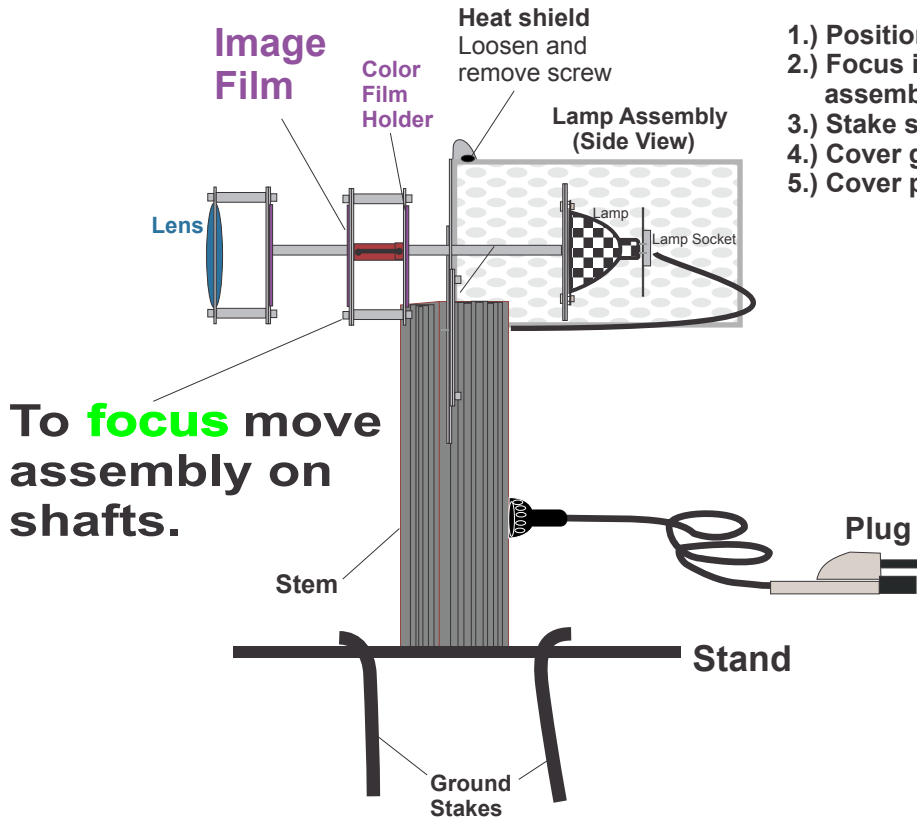
Office/Factory: 990 Richard Road, Dyer, Indiana 46311
 Phone: (877)264-2153, (219)322-8800
 E-Mail: sales@razlight.com
 Website: razlight.com

Lighting

Image Pro™ Instructions

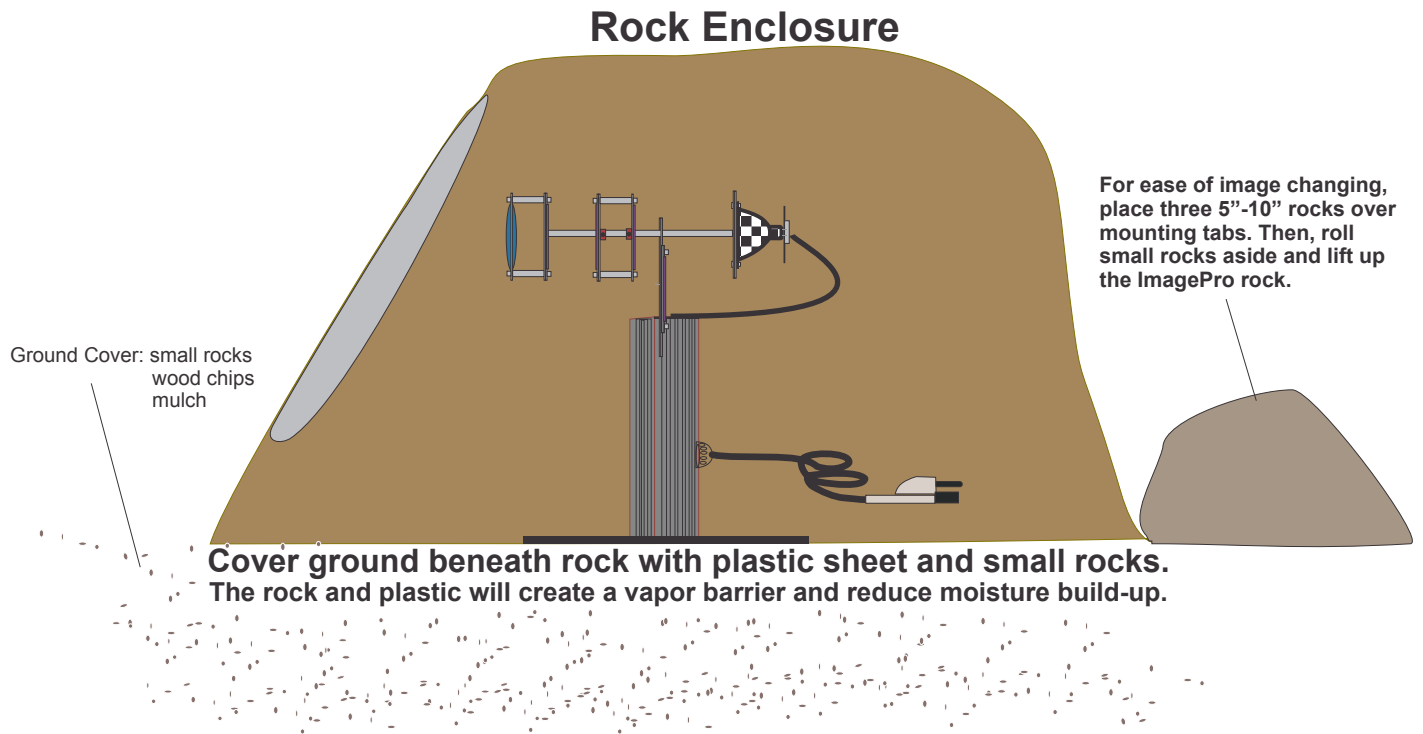
Warning: TO AVOID RISK OF ELECTRICAL SHOCK, BE SURE TO SHUT OFF POWER WHILE INSTALLING OR SERVICING THIS FIXTURE. SEE SAFETY PAGE FOR DETAILS.

Caution: Before installation, check the ground for any electrical, gas, plumbing, or phone line hazards.



- 1.) Position fixture, plug-in and try location.
- 2.) Focus image by loosening collars and move film assembly forward or back.
- 3.) Stake stand and fixture at desired location.
- 4.) Cover ground with plastic sheet and small rocks.
- 5.) Cover projector with rock enclosure and stake down.

IMPORTANT
Always keep ImagePro covered with Rock Enclosure.



READ ALL INSTRUCTIONS

SAFETY SHEET

WARNING: WHEN USING OUTDOOR PORTABLE LAMPS, BASIC SAFETY PRECAUTIONS SHOULD ALWAYS BE FOLLOWED TO REDUCE THE RISK OF FIRE, ELECTRIC SHOCK , AND PERSONAL INJURY:

USE ONLY A THREE-WIRE OUTDOOR EXTENSION CORD AND GROUNDED RECEPTACLE.

USE A GROUND FAULT CIRCUIT INTERRUPTER (GFCI) PROTECTED CIRCUIT.

DO NOT USE WITH THE EXTENSION CORD NEAR WATER OR WHERE WATER MAY ACCUMULATE.

KEEP THE LIGHT AT LEAST 16 FEET FROM POOLS AND SPAS.

KEEP THE PLUG AND RECEPTACLE DRY.

Lighted Lamp Is Hot!

Turn off/unplug and allow to cool before replacing lamp.
Lamp gets HOT quickly! Contact only switch/plug when turning on.
Do not touch hot lamp, lens, guard, or enclosure.
Do not remain in light path if skin feels warm.
Do not look directly at lighted lamp.
Keep lamp away from materials that may burn.
Use only with wattage of lamp marked on fixture.
Do not touch the lamp bulb or inner reflector at any time.
Use a soft cloth, oil from skin may damage lamp.
Do not operate the luminaries fitting with a missing or damaged shield.
Keep lens assembly out of sun path, damage of film may result.
Always lock lens and lamp assembly with front and back retaining screws.
Do not look into the sun or lamp with lens or lens assembly.

SAVE THESE INSTRUCTIONS

LIGHTING BEYOND THE ORDINARY

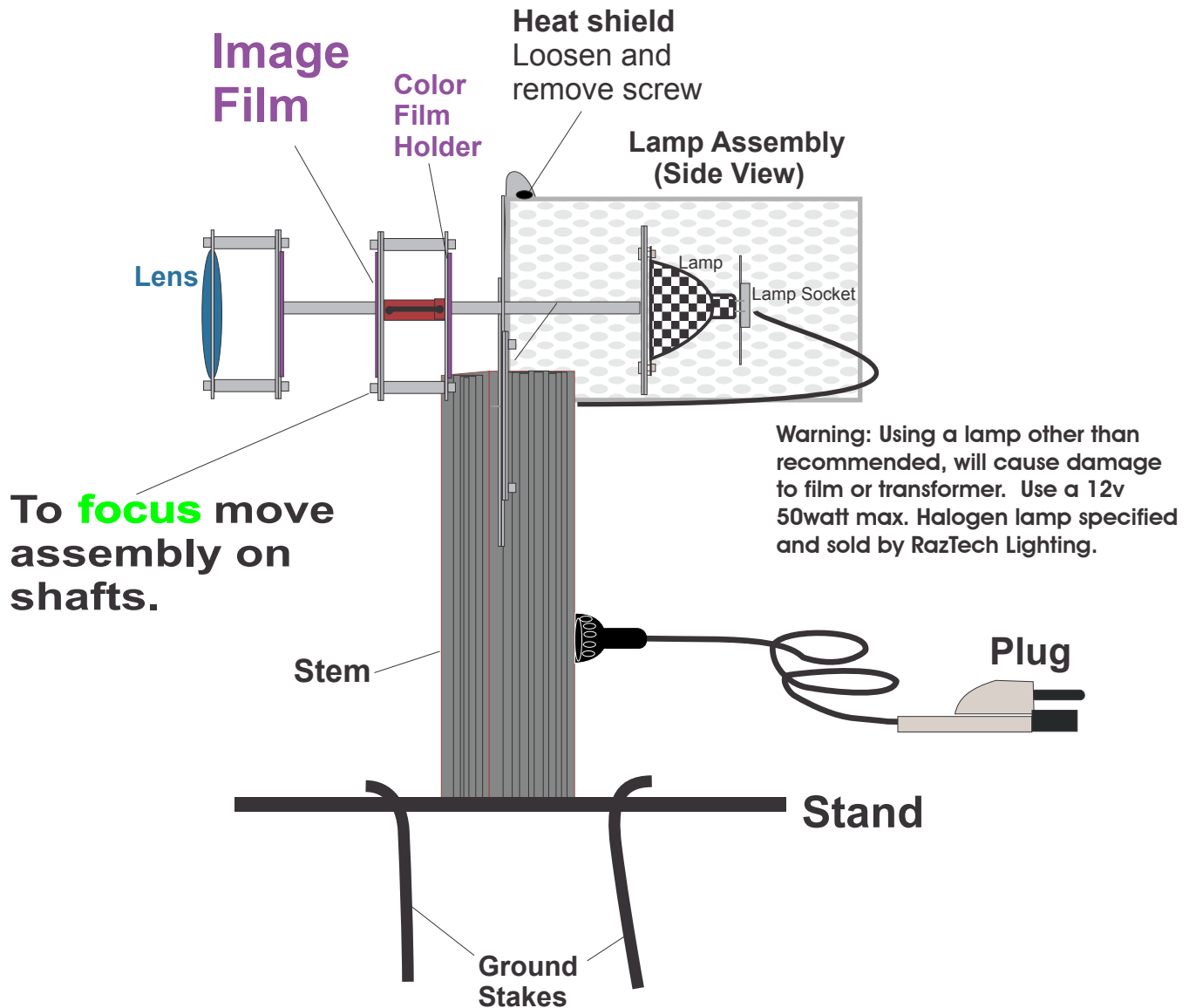


Office/Factory: 990 Richard Road, Dyer, Indiana 46311
Phone: (877)264-2153, (219)322-8800
E-Mail: sales@razlight.com
Website: razlight.com

Lighting

Lamp Changing Instructions

Unplug fixture and wait to cool. Remove shield screw and slide lamp heat shield forward. Unplug lamp socket and loosen lamp screws. **Be careful not to bend lamp pins or touch lamp inner reflector or bulb.** Use only 12v 50 watt max. lamp sold by RazTech lighting. *RazTech Lighting Lamp will provide best lighting performance and best film life.*



LIGHTING BEYOND THE ORDINARY



Office/Factory: 990 Richard Road, Dyer, Indiana 46311
Phone: (877)264-2153, (219)322-8800
E-Mail: sales@razlight.com
Website: razlight.com

Lighting

Limited Warranty

RazTech Lighting takes pride in its products and believes they are manufactured to the highest possible standards. Therefore, RazTech warrants its products against defects in materials or workmanship for a period of one (1) year from the date of the original purchase.

This warranty is void in any of the following circumstances: (a) The projector has been misused, neglected, damaged or abused. (b) The projector has been improperly installed, operated, repaired, or maintained. (c) The projector has been modified. (d) The projector has been connected to other equipment with which it is not compatible. (e) The projector has been used or stored in conditions outside its electrical or environmental specifications. (f) The projector has been used for purposes other than for which it was designed. (g) The projector has been used outside its stated specifications and operating parameters.

Correct installation of the projector is the owner's responsibility. Under no circumstances will RazTech Lighting be liable for direct, indirect, incidental, special or consequential costs or damages, including dismantling and re-installation costs, loss of operations or profits. RazTech Lighting accepts no liability for personal injury or property damage resulting from failure to heed relevant operating and safety procedures specified by RazTech or imposed by law.

RazTech Lighting will, at its option, repair or replace any of its products covered by warranty without cost to the consumer for either parts or labor provided the warranty card is sent back to RazTech within 15 days from the date of purchase, subject to a valid warranty claim. Light bulbs are excluded from this warranty. If warranty period has expired, or other terms of the warranty are not met, a service charge will be made according to the repairs needed, and the unit returned to you C.O.D. RazTech Lighting disclaims any other express or implied warranties, including warranties of merchantability or fitness for purpose, to the maximum extent permitted by law.

RazTech Lighting has a policy of ongoing product improvement and specifications are subject to change without notice.

WARRANTY CARD DETACH and MAIL WITHIN 15 DAYS

NAME OF PURCHASER _____

ADDRESS _____

CITY _____

STATE _____ **ZIP** _____

PRODUCT NAME _____

DATE PURCHASED _____ **SERIAL NO.** _____

STORE NAME _____

COMMENTS ABOUT PRODUCT _____

